




SRX828SP

Dual 18" Self-Powered Subwoofer System

Key Features:

- ▶ JBL premium Transducers
- ▶ 2000 W highly efficient Crown Amplification
- ▶ Full User Configurable DSP
- ▶ Maximum SPL Output: 141dB
- ▶ Frequency Range (-10dB): 29Hz - 150Hz
- ▶ Frequency Response (-3dB): 35Hz - 120Hz
- ▶ Network Control
- ▶ JBL Engineered Application Presets
- ▶ LCD Screen and glow in the dark ink on back panel
- ▶ Accepts the JBL WK-4S caster kit
- ▶ 145 lbs/65.9kg



Applications:

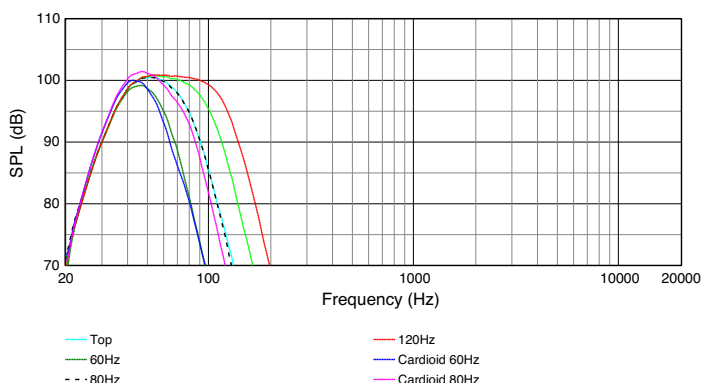
- ▶ The SRX828SP is a powered portable subwoofer in the SRX800 series from JBL Professional. It has been designed to deliver class leading performance in a variety of applications including small and medium sized installations and tours. When used in conjunction with the SRX800 full range systems and other SRX800 subs, SRX828SP is an integral part of a high performance, fully configurable loudspeaker system.
- ▶ With M10 suspension points and indexed feet, the SRX828SP can be configured for a variety of applications, including being stacked in a cardioid configuration for large shows on stage.
- ▶ For incredible extended low frequency response, the SRX828SP uses an 18-inch woofer with JBL's patented Differential Drive Technology for reduced weight while maximizing power amp efficiency. 3" voice coils and dual ferrite drivers deliver exceptionally low distortion and extended low frequency response.
- ▶ The SRX828SP features a full suite of onboard user configurable DSP including 20 PEQs, 2 seconds of delay, signal generators, input mixing, amplifier monitoring, and 50 slots for recallable presets, including several JBL-engineered application presets. In addition, the system is compatible with V5 JBL Tunings, and features 96kHz FIR Filters, and LevelMax™ Limiting providing compatibility with our flagship Vertec and VTX touring systems.
- ▶ System control and networking is provided by Audio Architect, and a standalone application for iOS and Android. Simple wired control is provided via an Ethercon connector on the back of the system and wireless control is possible using a standard off the shelf wireless router.

Specifications:

System:	
System Type:	Self powered dual 18", subwoofer system
Maximum SPL Output:	141dB
Frequency Range (-10 dB):	29Hz - 150Hz
Frequency Response (-3 dB):	35Hz - 120Hz
Amplifier:	
System Power Rating:	2000W Peak (1000W x 2), 1500W continuous (750W x 2)
Input Impedance:	40k balanced, 20k unbalanced
Line Input Gain:	21 dB
Maximum Input Level:	
Line:	20dBu
Connectors:	Neutrik ¼" XLR input; Neutrik XLR Output
LED Indicators:	Power LED (Green), Network Link (Green, Network Data (Yellow)
Cooling:	On-Demand variable speed fan
AC Power Input:	100V - 240V ~ 50/60 Hz
AC Power Consumption (120V~):	2.2A (1/8th Power), 5.6A (1/3rd Power)
Speaker:	
LF Driver:	(2) 2279F
Crossover Frequency:	80Hz
Enclosure:	
Material:	18mm plywood
Handles:	8
Finish:	Obsidian Duraflex™ finish
Grille:	Powder coated, Obsidian, 14-gauge perforated steel with acoustically transparent black cloth backing
Dimensions (L x W x H):	26.79" x 47.42" x 22.57" (681mm x 1205mm x 574mm)
Weight:	145.0 lbs (65.9 kg)
Shipping Weight:	165.0 lbs (75.0 kg)

► SRX828SP Dual 18" Self-Powered Subwoofer System

Frequency Response (Main)



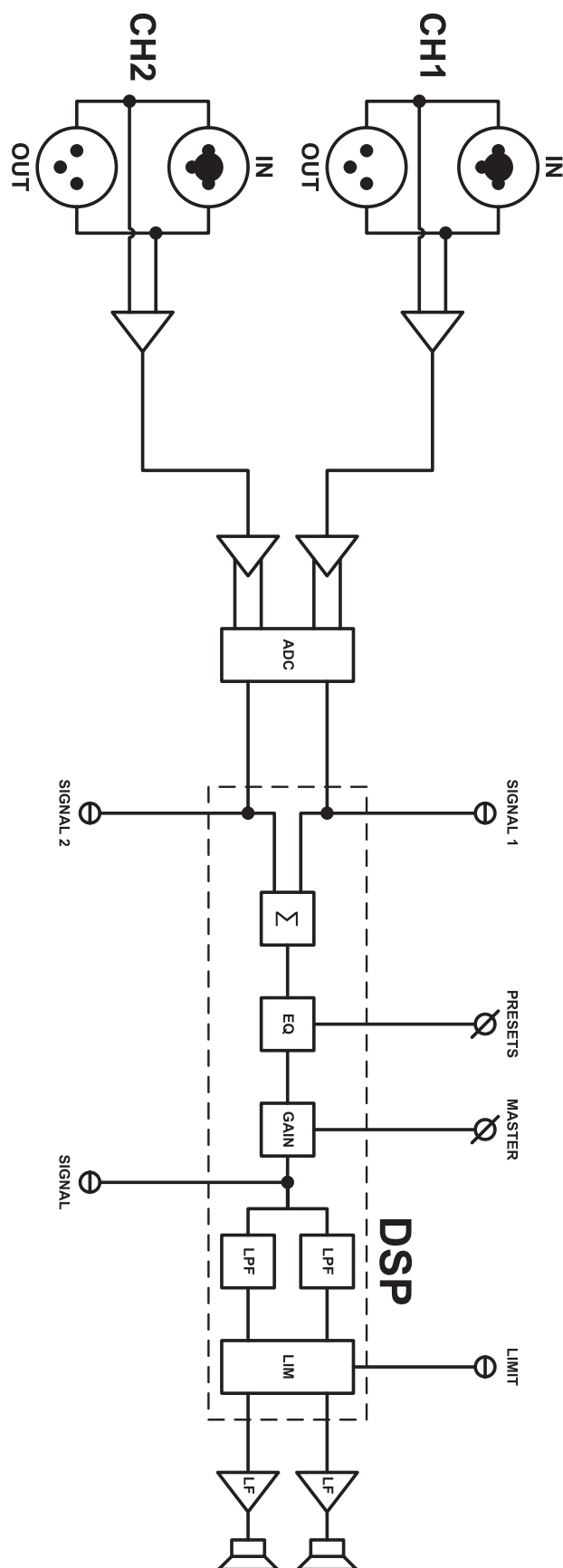
Subwoofer Presets

		SRX 812/815	SRX 835	Generic Top Box 60Hz Sub Crossover	Generic Top Box 80Hz Sub Crossover	Generic Top Box 100Hz Sub Crossover	Generic Top Box 120Hz Sub Crossover
SRX 818	Normal	SRX Top / SRX Sub	SRX Top / SRX Sub	60Hz / 60Hz HiPass	80Hz / 80Hz HiPass	100Hz / 100Hz HiPass	120Hz / 120Hz HiPass
	Cardioid 80Hz	SRX Sub / Cardioid 80hz*	SRX Sub / Cardioid 80hz*		80Hz HiPass / Cardioid 80hz*		
	Cardioid 60Hz		60Hz Sub / Cardioid 60hz*	60Hz HiPass / Cardioid 60hz*			
SRX 828	Normal	SRX Top / SRX Sub	SRX Top / SRX Sub	60Hz / 60Hz HiPass	80Hz / 80Hz HiPass	100Hz / 100Hz HiPass	120Hz / 120Hz HiPass
	Cardioid 80Hz	SRX Sub / Cardioid 80hz*	SRX Sub / Cardioid 80hz*		80Hz HiPass / Cardioid 80hz*		
	Cardioid 60Hz		60Hz Sub / Cardioid 60hz*	60Hz HiPass / Cardioid 60hz*			
Generic Subs	60Hz		60Hz Sub / 60Hz LoPass				
	80Hz	80Hz LoPass / 80Hz Sub	80Hz LoPass / 80Hz Sub				
	100Hz	100Hz LoPass / 100Hz Sub	100Hz LoPass / 100Hz Sub				
	120Hz	120Hz LoPass / 120Hz Sub	120Hz LoPass / 120Hz Sub				

*The Cardioid Preset is always selected only on the rear-facing box. The two front facing boxes should be set to your selected crossover frequency, eg. 60Hz or 80Hz.

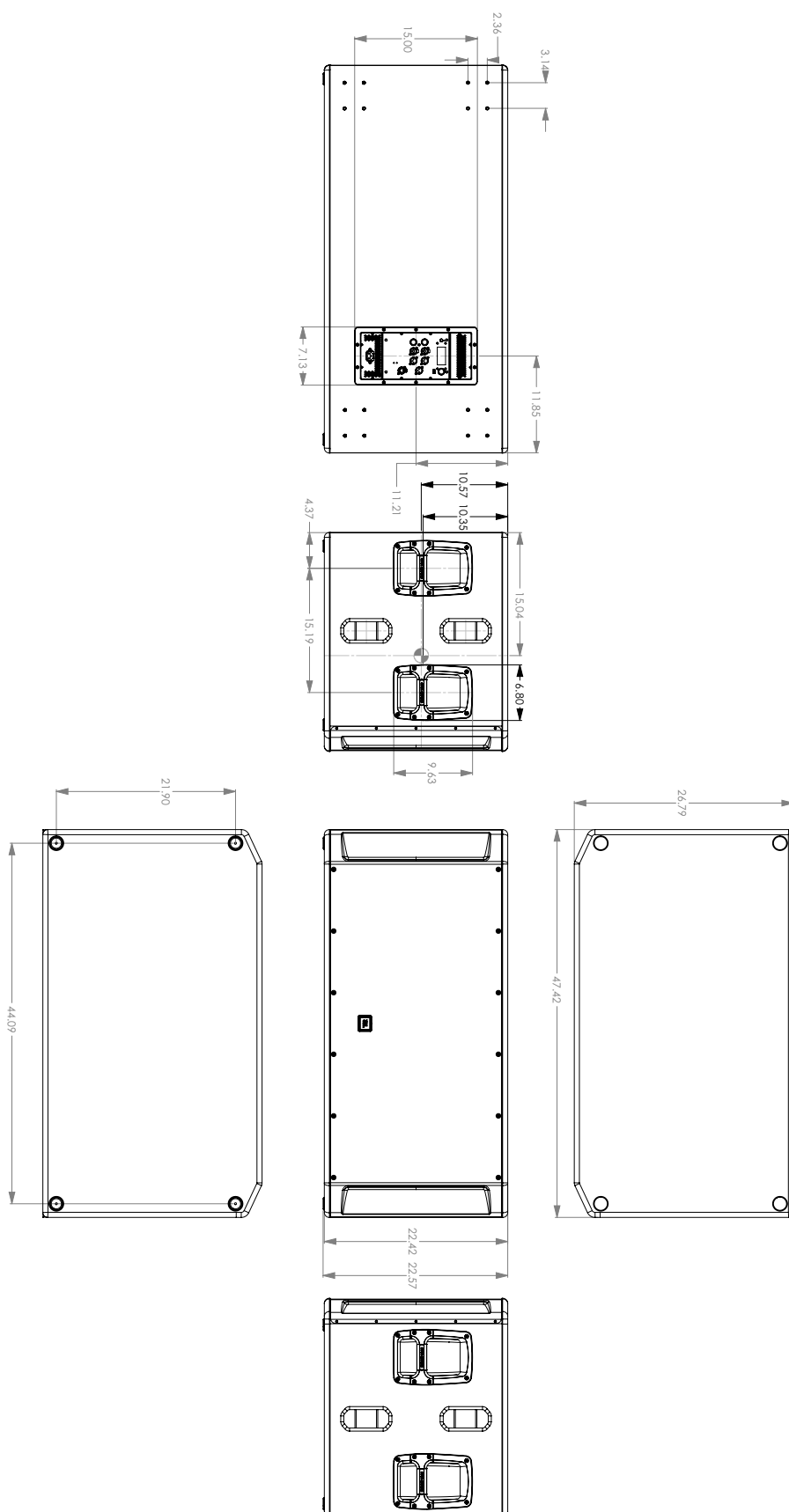
► SRX828SP Dual 18" Self-Powered Subwoofer System

Block Diagram:



► SRX828SP Dual 18" Self-Powered Subwoofer System

Dimensions:



JBL Professional
8500 Balboa Boulevard, P.O. Box 2200
Northridge, California 91329 U.S.A.

© Copyright 2015 JBL Professional
www.jblpro.com

SRX828SP
CRP
02/15